

# Data Sourcing Federal Ministry of Health



*(HPRG)*

*14<sup>th</sup> June 2022*

# Overview of Data Sources in FMOH

- **Data sources are routine and non-routine.**

## **Key relevant data sources include:**

- Health facility and community health management information system,
- Population census,
- Surveys,
- Disease surveillance,
- Civil Registration and Vital Statistics System (CRVS),
- Program management data,
- Health research.



# Health Systems Resources:

- National Health Accounts (NHA),
- Human Resource for Health Information System,
- Logistics Management Information System (LMIS),
- Laboratory Management Information System,
- Pharmaceutical Information System,
- Health Research Information system and
- other emerging Health Information Systems.



# Health Data Storage Platforms

- District Health Information System 2 (<https://dhis2nigeria.org.ng/>)
- Health Facility Registry (<hfr.health.gov.ng>)
- Multi-source Data Analytics and Triangulation (<https://msdat.fmohconnect.gov.ng/>)
- Health Partners' Projects and Data Mapping Platform (<https://mapping.fmohconnect.gov.ng/>)



# Platforms

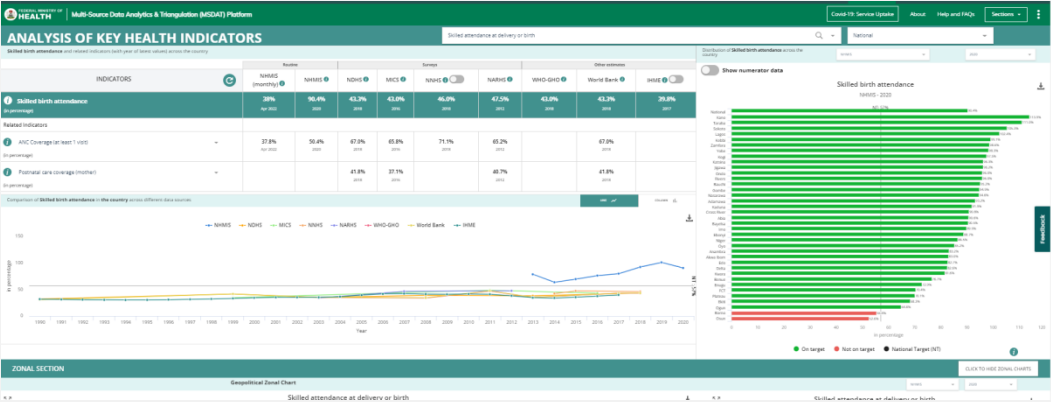
## DHIS2



Health Management Information System  
Welcome to the National Health Management Information System, Nigeria.

Sign in  
MartinsO  
\*\*\*\*\*  
 Login using two factor authentication  
Sign in  
Forgot password?

## MSDAT



HEALTH Multi-Source Data Analytics & Visualization (MSDAT) Platform

ANALYSIS OF KEY HEALTH INDICATORS

Skilled birth attendance at delivery or birth

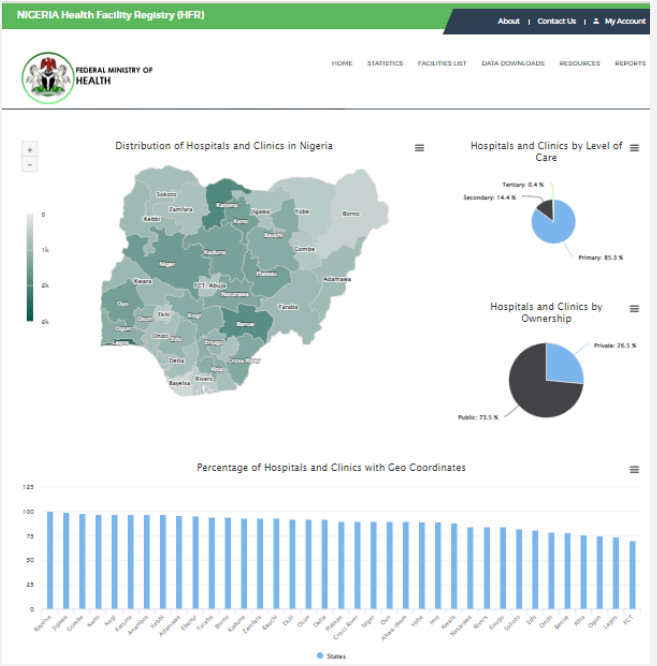
INDICATORS	NWAS (2016)	NHSES (2016)	NDHS (2016)	MICS (2016)	NHSES (2015)	NHSES (2014)	WHO-GHD (2014)	World Bank (2014)	NHSES (2013)
Skilled birth attendance (percentage)	39%	50.4%	43.7%	45.2%	43.3%	43.2%	43.2%	43.2%	39.2%
ANC Coverage (anten 1 visit) (percentage)	37.8%	50.4%	47.2%	45.8%	71.1%	65.2%		67.2%	
Postnatal care coverage (months) (percentage)			41.8%	37.1%			40.7%	41.8%	

Comparison of Skilled Birth attendance in the country across different data sources

Line chart showing percentage of skilled birth attendance from 1980 to 2020. Legend: On target (green), Not on target (red), National Target (NT) (black).

ZONAL SECTION: Biogeographical Zonal Chart

## HFR



NIGERIA Health Facility Registry (HFR)

FEDERAL MINISTRY OF HEALTH

Distribution of Hospitals and Clinics in Nigeria

Hospitals and Clinics by Level of Care

- Tertiary: 0.4%
- Secondary: 14.4%
- Primary: 85.3%

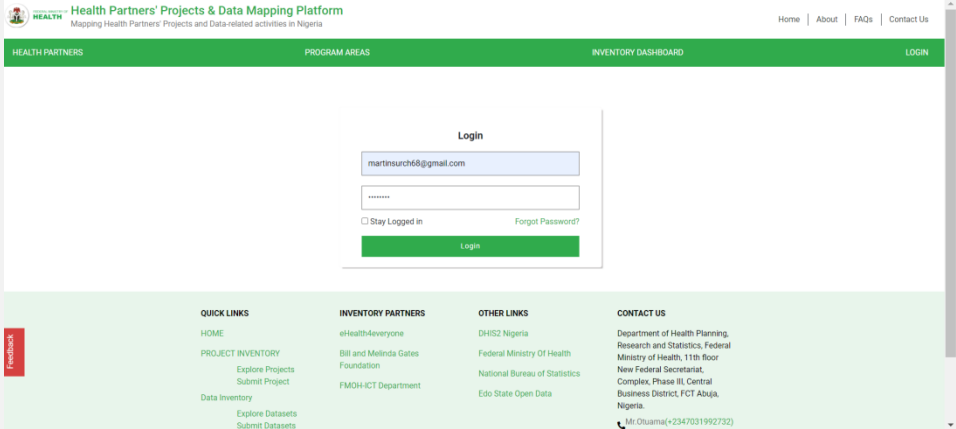
Hospitals and Clinics by Ownership

- Private: 26.5%
- Public: 73.5%

Percentage of Hospitals and Clinics with Geo Coordinates

Bar chart showing percentage of facilities with geo-coordinates across various states.

## HPPDMP



HEALTH Health Partners' Projects & Data Mapping Platform

Mapping Health Partners' Projects and Data-related activities in Nigeria

HEALTH PARTNERS PROGRAM AREAS INVENTORY DASHBOARD LOGIN

Login

martinsurch6@gmail.com  
\*\*\*\*\*  
 Stay Logged in  
Forgot Password?  
Login

QUICK LINKS: HOME, PROJECT INVENTORY, Data Inventory

INVENTORY PARTNERS: eHealth4everyone, Bill and Melinda Gates Foundation, FMOH-ICT Department

OTHER LINKS: DHIS2 Nigeria, Federal Ministry Of Health, National Bureau of Statistics, Eso State Open Data

CONTACT US: Department of Health Planning, Research and Statistics, Federal Ministry of Health, 11th floor, New Federal Secretariat, Complex, Phase III, Central Business District, FCT Abuja, Nigeria. Mr. Oluwalu (+2347031992732)



Thank You

