

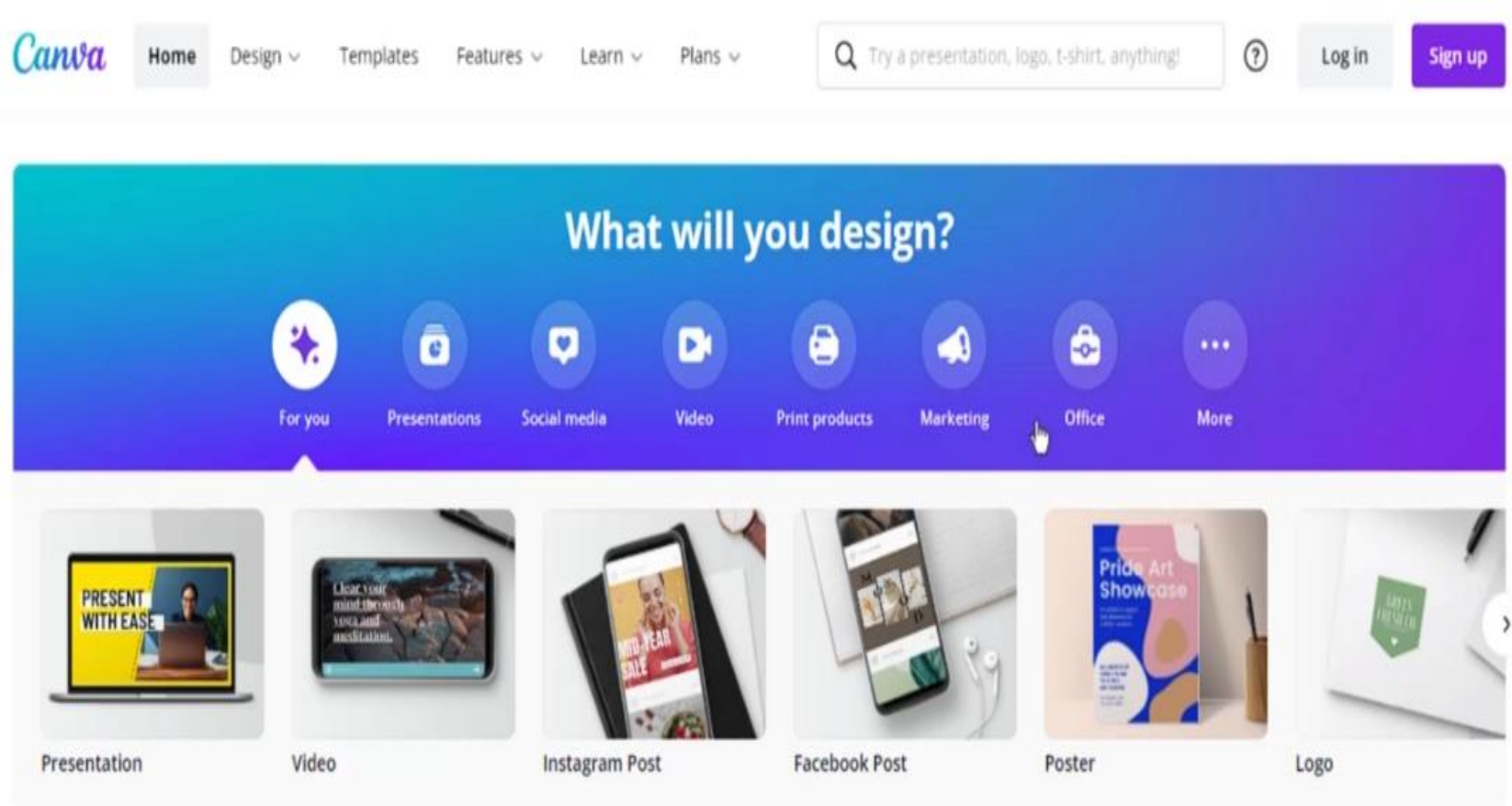
Infographic with CANVA

James Afamefuna Ozoagu

CANVA Defined

- It is a graphic design tool website that uses a drag-and-drop feature to design, share and print:
 - social media posts
 - documents
 - marketing materials
 - social media and email headers
 - advertisements, and Infographics
- Its user-friendly layout makes it perfect for beginners or those looking for something basic.
- **Note:** You must to register with Canva before using it. You have the option of "signing in with Google", your facebook account or entering your personal or business email address.
- Components of Canva :
 - Needs **internet** to function
 - You have to upload **media** in order to use it
 - Vast library of regularly **updated Templates**
 - Designed for **non-technical people** for fast effective and colorful presentations.
 - **Teams** can edit in real time.

Sign-up on CANVA



Step 1: Go to www.canva.com

Get started with Canva

Create an account, it's free. Canva is loved by beginners and experts, teams and individuals.



Sign up with Google



Sign up with Facebook

Sign up with email

Already signed up? [Log in](#)



Step 2: Sign up/Log-in

Welcome to Canva!

Can you tell us what you'll be using Canva for? We'll use this to recommend design types and templates especially for you.



Teacher

You're here to empower your students



Student

You're here to impress your teachers and classmates



Personal

You're here to make anything and everything



Small business

You're here to design your brand from the ground up



Large company

You're here to scale your brand and keep it consistent



Non-profit or Charity

You're here to design for the greater good

Get Canva Pro free for 30 days

- ✓ First 30 days free, cancel anytime
- ✓ First bill on July 5, 2019
- ✓ Reminder sent 3 days before trial ends

Monthly - \$12.95 / month

Yearly - \$9.95 / month

\$119.40 billed yearly

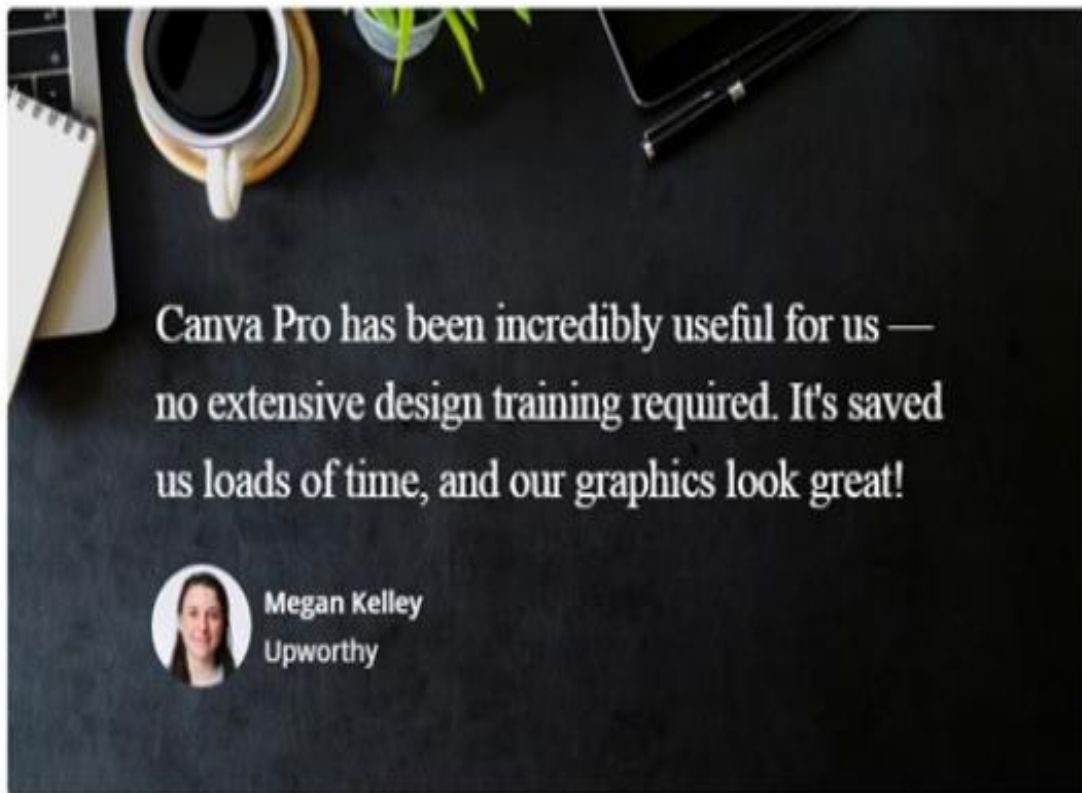
SAVE 23%

[Claim my free trial](#)




Your payments are 128-bit SSL encrypted, which means they're 100% safe with us.

[Maybe later >](#)



Canva Pro has been incredibly useful for us — no extensive design training required. It's saved us loads of time, and our graphics look great!

 **Megan Kelley**
Upworthy



Please confirm your email

Thanks for signing up to Canva! To set up your account, please confirm your email address by clicking the button below.

[Confirm my email →](#)

Button not working? Try using this link:

https://www.canva.com/account/verifyEmail?token=Nn7utQXbdGCoX2C_x68P70S5SV_jLqoSih5-e-yQXdKfrCoMYPoy_z7VtE6UoOYK0991sYv1pzMokIaeOn6pYStvDI3AKioqTYRb5V12wy0TMICnLRkblZBduYwaSS97-31yaQ&utm_source=server_emails&utm_medium=email&utm_campaign=server_201407&utm_content=verify

Canva Environment - Once signed in, your dashboard will look like this:

From July 18, 2022, we're updating our Privacy Policy to provide more clarity about how we protect and use your data. [Learn more about these changes.](#)

Canva Design spotlight Business Education Plans and pricing Learn

Search your content or Canva's

Create a design

For you Whiteboards Presentations Social media Videos Print products Websites More

M's Team Free • 1

Teams and shared have moved! Learn more

Home Templates Projects Tools Brand Content Planner Discover apps Smartmockups Invite members Trash

You might want to try...

- Whiteboard: Get ideas FLOWING
- Presentation (16:9): PRESENT WITH EASE
- A4 Document: MID-QUARTER REPORT (Q2)
- Instagram Story: AUDIENCE
- Infographic: Holiday Donation Drive
- Video: PLAY WITH VIDEO
- Instagram Post (Square): PERFECT YOUR POST

The biggest announcements from Canva Create 2022

Watch the recap

- Docs**: Bring the power of design to your documents. Launching soon, sign up to the Canva Docs (Beta) today.
- Websites**: Create beautiful, responsive one-page websites for any occasion and choose a custom domain name.
- Whiteboards**: Get ideas flowing with infinite space to collaborate with your team from anywhere, and stay in sync with a timer.
- Videos**: Video editing has never been easier. Try one-click Video Background Remover and our epic animations.
- Print products**: Customize a wide range of print products to suit your style - all delivered straight to your doorstep.
- Presentations**: Reimagine how you present with cinematic presentations, full of inspiring content and animations.

Recent designs

How to navigate your dashboard:

The screenshot shows the Canva dashboard interface. At the top, there is a navigation bar with the Canva logo, menu items like 'Design spotlight', 'Business', 'Education', 'Plans and pricing', and 'Learn', a search bar, and a 'Create a design' button. Below the navigation bar is a horizontal menu with categories: 'For you', 'Whiteboards', 'Presentations', 'Social media', 'Videos', 'Print products', 'Websites', and 'More'. The main content area is divided into three sections:

- 1. You might want to try...**: A row of seven template cards, each with a preview image and a label below it: 'Whiteboard', 'Presentation (16:9)', 'A4 Document', 'Instagram Story', 'Infographic', 'Video', and 'Instagram Post (Square)'. A red box highlights this entire section.
- 2. The biggest announcements from Canva Create 2022**: A section with a dropdown arrow and a 'Watch the recap' button. It contains five cards for 'Docs', 'Websites', 'Whiteboards', 'Videos', 'Print products', and 'Presentations', each with a preview image and a short description. A red box highlights the left sidebar navigation menu, which includes 'Home', 'Templates', 'Projects', 'Tools', 'Brand', 'Content Planner', 'Discover apps', 'Smartmockups', 'Invite members', and 'Trash'. The 'Home' and 'Templates' items in the sidebar are also highlighted with a red box.
- 3. Recent designs**: A red box highlights the 'Recent designs' tab at the bottom left of the dashboard.

1. Quick search of some of their most popular templates and types of posts.
2. Library of projects and a more extensive template library
3. quick access tab for any recent projects you have been working on